

# Getting Started

Part of the TI portfolio of products:

When you first type in [www.gscintell.com](http://www.gscintell.com) to your web browser, you come to the home page and will be asked to **LOG IN** across the top webheader.

You will automatically have been allocated a **USERNAME** and a **PASSWORD** by your company's Transport Intelligence account manager. If you do not have these details, then please contact the person in your company responsible for portal access.

Your **USERNAME** will be your email address.

Click **Sign In**.



The screenshot shows the GSCi Portal homepage. At the top, there is a navigation bar with links for Home, About, Contact, Definitions, and Help. Below this is a login section with the GSCi logo, a 'Login | Register' link, and input fields for Username and Password, along with a 'Remember?' checkbox. The main content area is divided into several sections:

- Ti Dashboard:** A red header with a dashboard graphic. Below it, a link says 'Click here to view TI's range of economic and industry indicators along with access to the full Logistics Briefing archive'.
- Logistics Briefing Archive:** A list of recent news items, including 'Railroads experience growth in February as US Government scrutinises industry', 'Japan crisis threatens supply chain disruption', 'Kuehne + Nagel provides co-packing services for Unilever in Romania', and 'Grand Alliance enhances its Trans-Pacific West Coast services'.
- GSCi Portal:** A large central image of a truck on a highway with the text 'GSCi Portal' overlaid.
- My GSCi:** A blue header with a line graph. Below it, a link says 'Log in or Subscribe to your own customised information section'.
- TOP 10's:** A red header with the text 'A selection of market data comparisons'.
- Navigation Grid:** A grid of six buttons: Providers, Markets, Industries, Regions, Countries, and Clients.
- Footer:** A red footer with the GSCi logo, a globe, and a link that says 'Click to enter the world of GSCi'.

You can then access the various different segments by clicking on any of the boxes; **Providers, Markets, Industries, Regions, Countries or Clients** or click on **Ti Dashboard, My GSCi or Top 10s**.

# Browsing the portal

**Providers** gives you information on more than 700 transport and logistics service providers.

**Markets** provides you with information on the key supply-side segments such as Contract Logistics, Express, Freight Forwarding for example.

**Industries** gives you information on industry vertical sectors e.g. automotive, high tech etc.

The **Regions and Countries** categories provide you with a mix of economic, trade, geographic, demographic and transport infrastructure related data as well as market sizings, forecasts, market share information.

**Clients** gives you an overview of approximately 100 shippers e.g. manufacturers and retailers etc.

**Ti Dashboard** provides over 50 charts and tables of the most important macro and industry specific indicators.



The screenshot shows the GSCi Portal homepage. At the top, there is a navigation bar with links for Home, About, Contact, Definitions, and Help. Below this is a login section with fields for Username and Password, and a Remember? checkbox. The main content area is divided into several sections:
 

- Ti Dashboard:** A section with a red header and a dashboard of gauges. Below it is a 'Logistics Briefing Archive' with several news items, including 'Railroads experience growth in February as US Government scrutinises industry' and 'Japan crisis threatens supply chain disruptions'.
- GSCi Portal:** A large central image of a white truck on a road, with the text 'GSCi Portal' overlaid.
- My GSCi:** A section with a blue header and a line graph. It contains the text 'Log in or Subscribe to your own customised information section'.
- TOP 10s:** A section with a red header and a globe. It contains the text 'A selection of market data comparisons'.
- Navigation Buttons:** A grid of buttons at the bottom for Providers, Markets, Industries, Regions, Countries, and Clients.

**Top 10s** collects market data from around the world and lists them as comparisons across many different indices.

To start browsing just click on one of these buttons.

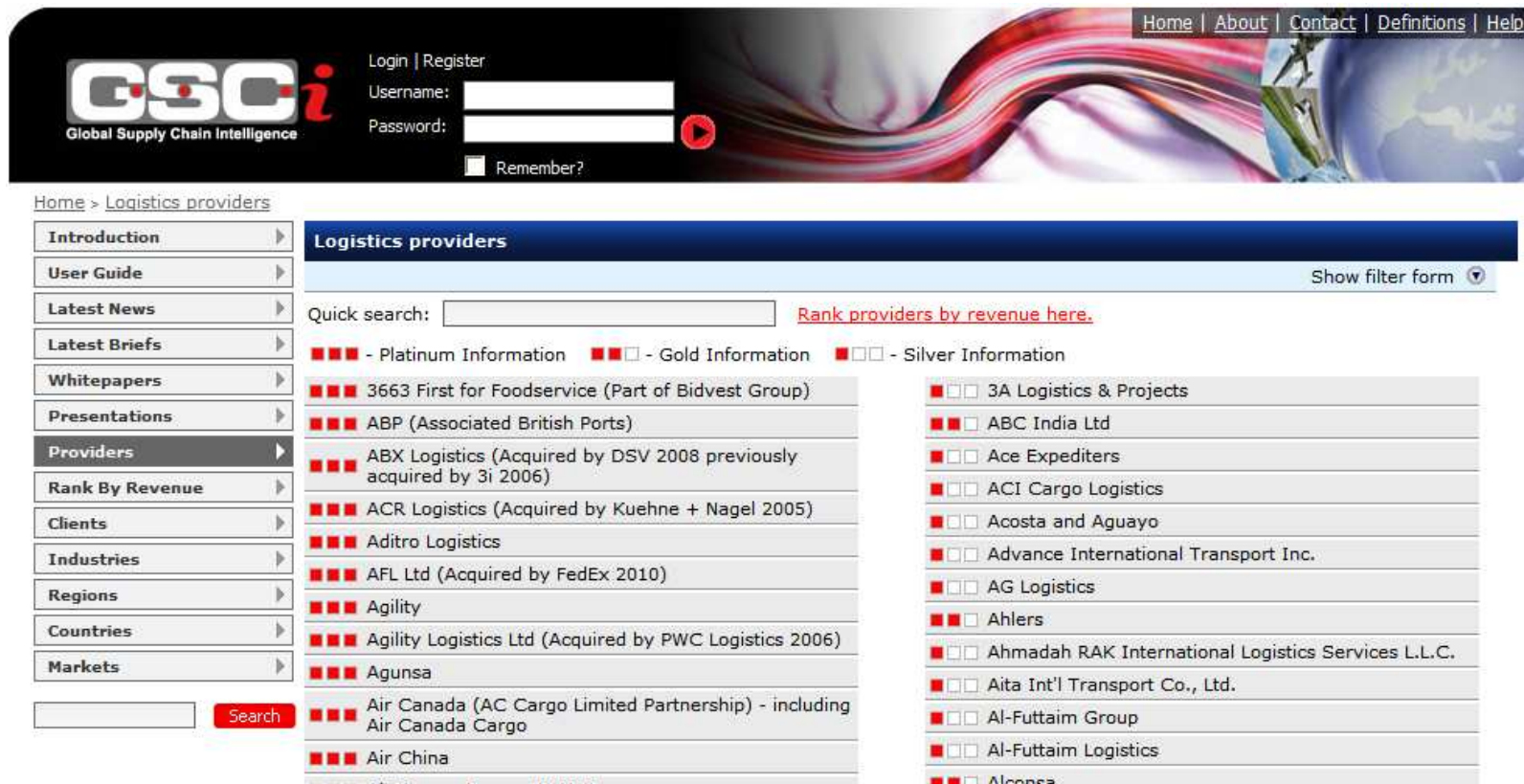
# Providers

Part of the TI portfolio of products

As a worked example , we will guide you through using the **Providers** category.

First click on the **Providers** button as shown above. This will bring you to the page below. Over 700 logistics service providers' company profiles are listed. For guidance, companies which have three red squares by the side of their names have the most information, whilst those with one square contain the least. These are usually smaller companies.

Companies with three red squares are listed in the left hand column.



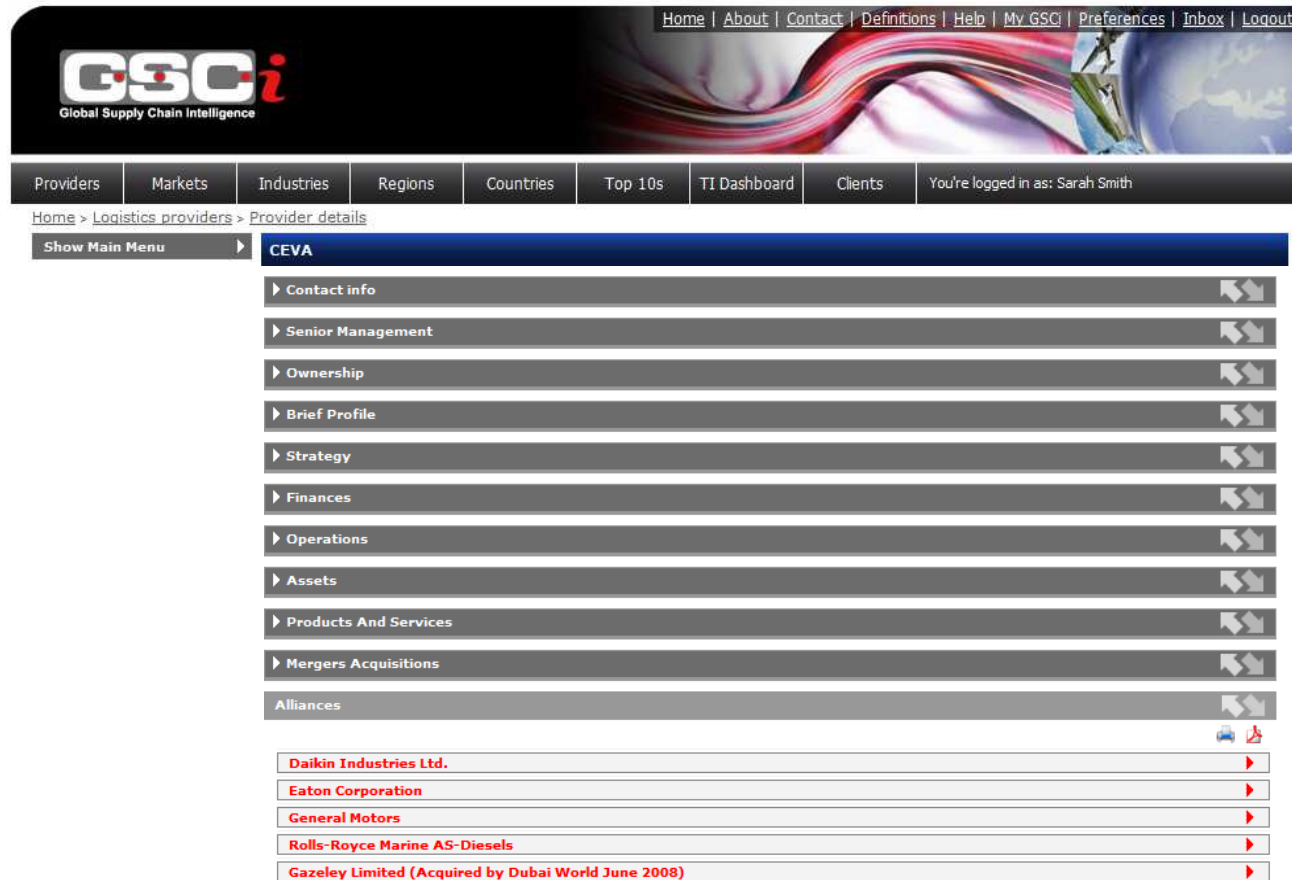
The screenshot shows the GSCi website interface. At the top, there is a navigation bar with links for Home, About, Contact, Definitions, and Help. Below this is a login/register section with fields for Username and Password, and a Remember? checkbox. The main content area is titled "Logistics providers" and features a "Quick search:" input field and a link to "Rank providers by revenue here." A legend indicates information levels: three red squares for Platinum, two for Gold, and one for Silver. The providers are listed in two columns, with the left column containing companies with three red squares (Platinum level) and the right column containing companies with one red square (Silver level).

| Information Level        | Company Name   |
|--------------------------|--|
| Platinum (3 red squares) | 3663 First for Foodservice (Part of Bidvest Group)                     |
| Platinum (3 red squares) | ABP (Associated British Ports)   |
| Platinum (3 red squares) | ABX Logistics (Acquired by DSV 2008 previously acquired by 3i 2006)    |
| Platinum (3 red squares) | ACR Logistics (Acquired by Kuehne + Nagel 2005)                        |
| Platinum (3 red squares) | Aditro Logistics   |
| Platinum (3 red squares) | AFL Ltd (Acquired by FedEx 2010)                                       |
| Platinum (3 red squares) | Agility  |
| Platinum (3 red squares) | Agility Logistics Ltd (Acquired by PWC Logistics 2006)                 |
| Platinum (3 red squares) | Agunsa   |
| Platinum (3 red squares) | Air Canada (AC Cargo Limited Partnership) - including Air Canada Cargo |
| Platinum (3 red squares) | Air China  |
| Silver (1 red square)    | 3A Logistics & Projects  |
| Silver (1 red square)    | ABC India Ltd  |
| Silver (1 red square)    | Ace Expeditors   |
| Silver (1 red square)    | ACI Cargo Logistics  |
| Silver (1 red square)    | Acosta and Aguayo  |
| Silver (1 red square)    | Advance International Transport Inc.                                   |
| Silver (1 red square)    | AG Logistics   |
| Silver (1 red square)    | Ahlers   |
| Silver (1 red square)    | Ahmadah RAK International Logistics Services L.L.C.                    |
| Silver (1 red square)    | Aita Int'l Transport Co., Ltd.   |
| Silver (1 red square)    | Al-Futtaim Group   |
| Silver (1 red square)    | Al-Futtaim Logistics   |
| Silver (1 red square)    | Alconsa  |

At the same time the **Quick search** facility appears. By typing in the first letter of the Providers name this will instantly display all the providers listed beginning with that letter so that you can quickly select the chosen provider.

# Providers

To access the profile click onto the name of the provider.



Home | About | Contact | Definitions | Help | My GSCi | Preferences | Inbox | Logout

**GSCi**  
Global Supply Chain Intelligence

Providers | Markets | Industries | Regions | Countries | Top 10s | TI Dashboard | Clients | You're logged in as: Sarah Smith

Home > Logistics providers > Provider details

Show Main Menu ▶

**CEVA**

- ▶ Contact info
- ▶ Senior Management
- ▶ Ownership
- ▶ Brief Profile
- ▶ Strategy
- ▶ Finances
- ▶ Operations
- ▶ Assets
- ▶ Products And Services
- ▶ Mergers Acquisitions
- Alliances

[Daikin Industries Ltd.](#) ▶  
[Eaton Corporation](#) ▶  
[General Motors](#) ▶  
[Rolls-Royce Marine A5-Diesels](#) ▶  
[Gazeley Limited \(Acquired by Dubai World June 2008\)](#) ▶

This will bring you to the company profile of the company on which you have clicked. You will see a number of headings. To access the information contained under any of these headings just click anywhere on the bar next to it, or use the **menu on the left hand side**. Sections can then be closed by clicking once more on the heading bar or on the relevant heading within the left hand menu.




# Providers – Major Contracts

Under two sub-headings **Mergers & Acquisitions** and **Major Contracts Listing** you will find interactive ‘embedded’ databases. This is illustrated below:

▼ Major Contracts Listing

Show 20 [50] 100 records per page.

First Prev | Next Last Showing 1 - 50 of total 51 records. Export to 

|    | Client<br>▲▼            | Company<br>▲▼  | Year of contract<br>▲▼ | Duration<br>▲▼ | Renewal date<br>▲▼ | Sector<br>▲▼           | Country<br>▲▼ | Region<br>▲▼   | Logistics Market<br>▲▼ | Value pa<br>▲▼ | Description  |
|----|-------------------------|----------------|------------------------|----------------|--------------------|------------------------|---------------|----------------|------------------------|----------------|--|
| 1. | ICI Paints              | Kuehne + Nagel | 2007                   | 3 yrs          | Jan-10             | Industrial             | Austria       | Western Europe | Contract Logistics     |                | February 2007 ICI Paints, a leading manufacturer...    |
| 2. | Woodside Energy Limited | Kuehne + Nagel | 2007                   |                |                    | Mining, Oil Production | Australia     | Asia Pacific   | Contract Logistics     |                | Woodside Energy Limited, one of Australia's larges.... |
| 3. | Ingenico                | Kuehne + Nagel | 2007                   |                |                    | High tech              | France        | Western Europe | Contract Logistics     |                | February - Kuehne + Nage announced the signing of....  |
| 4. | Stromberg               | Kuehne + Nagel | 2007                   |                |                    | Consumer/ Retail       | Switzerland   | Western Europe | Contract Logistics     |                | The Swiss onlin retailer Stromberg awarded Kuehne....  |
|    |                         |                |                        |                |                    |                        |               |                |                        |                | Commencing ir  |

This database can be exported into Microsoft Excel. You also have the ability to search and manipulate the information contained in the database by clicking on the various symbols in the heading rank (indicated above).

# Providers – Regions/Countries


Part of the TI portfolio of products:

Under many headings you will notice sub-headings which can be either in RED, GREY or BLUE. For example this occurs under **Regions** showing in which region and country the logistics provider has a presence.

When the **Region** is in **Red** this signifies that there is information about the specific provider's operations in that region. If it is Blue a link will take you to the profile of that region.

If it happens to be Grey (most often occurs in sister concerns/alliances) this signifies that we do not have a profile for it.

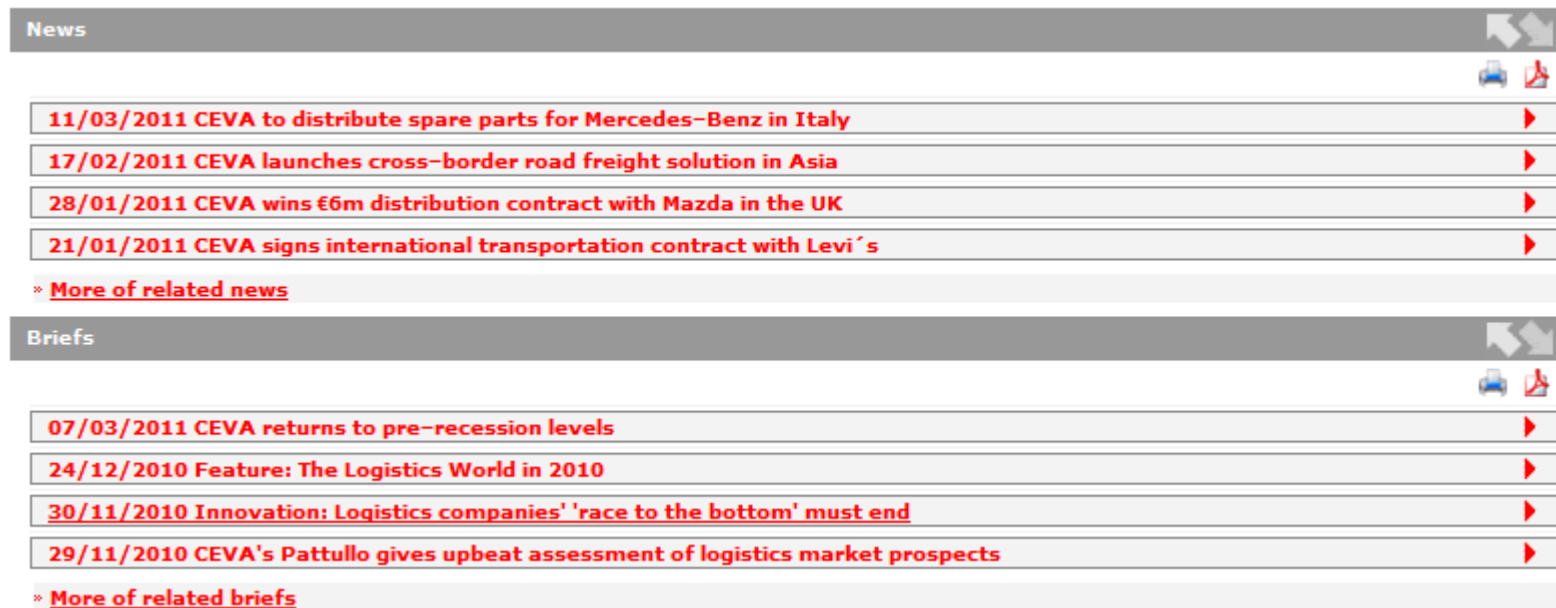
**Related countries** signifies that we have information relating to the specific providers operations in a country within that region. **Other related countries** provides a list of countries in which the provider has operations, each with a link to a profile.

| Regions  |                          |                                |
|---|--------------------------|--------------------------------|
| <a href="#">Africa</a>  |                          | <b>Other Related Countries</b> |
| <b>Asia Pacific</b>   | <b>Related Countries</b> | <b>Other Related Countries</b> |
| <b>Central &amp; Eastern Europe</b>   | <b>Related Countries</b> | <b>Other Related Countries</b> |
| <b>Global</b>   |                          |                                |
| <b>Middle East</b>  | <b>Related Countries</b> | <b>Other Related Countries</b> |
| <b>North America</b>  | <b>Related Countries</b> | <b>Other Related Countries</b> |
| <b>South America (Latin America)</b>  |                          | <b>Other Related Countries</b> |
| <b>Western Europe</b>   | <b>Related Countries</b> | <b>Other Related Countries</b> |

## Providers – News/Briefs

You will find all the **Categories, Providers, Clients, Regions, Countries** and **Markets** inter-related in this way allowing you to move between them all as you browse for information.

Finally scroll down to the bottom of the Provider profile where you will find the latest Transport Intelligence **News** and **Briefs** appended.



The screenshot shows two sections: 'News' and 'Briefs'. Each section has a header bar with navigation arrows and icons for printing and sharing. Below the header, there are four news items and four briefs, each with a date, title, and a right-pointing arrow. At the end of each list is a link for 'More of related news' or 'More of related briefs'.

**News**

- 11/03/2011 CEVA to distribute spare parts for Mercedes-Benz in Italy
- 17/02/2011 CEVA launches cross-border road freight solution in Asia
- 28/01/2011 CEVA wins €6m distribution contract with Mazda in the UK
- 21/01/2011 CEVA signs international transportation contract with Levi's

» [More of related news](#)

**Briefs**

- 07/03/2011 CEVA returns to pre-recession levels
- 24/12/2010 Feature: The Logistics World in 2010
- 30/11/2010 Innovation: Logistics companies' 'race to the bottom' must end
- 29/11/2010 CEVA's Pattullo gives upbeat assessment of logistics market prospects

» [More of related briefs](#)

Click on any of the titles to reveal the news item.

# Providers - Filter

A filter is also available: simply click on the **Providers** button at the top of the page:

Now click on **Show Filter Form**:



Home | About | Contact | Definitions | Help | My GSCO | Preferences | Inbox | Logout

**GSCO**  
Global Supply Chain Intelligence

Providers Markets Industries Regions Countries Top 10s TI Dashboard Clients You're logged in as: Sarah Smith

Home > Logistics providers

Introduction > **Logistics providers**

User Guide >

Latest News >

Latest Briefs >

Whitepapers >

Presentations >

Providers >


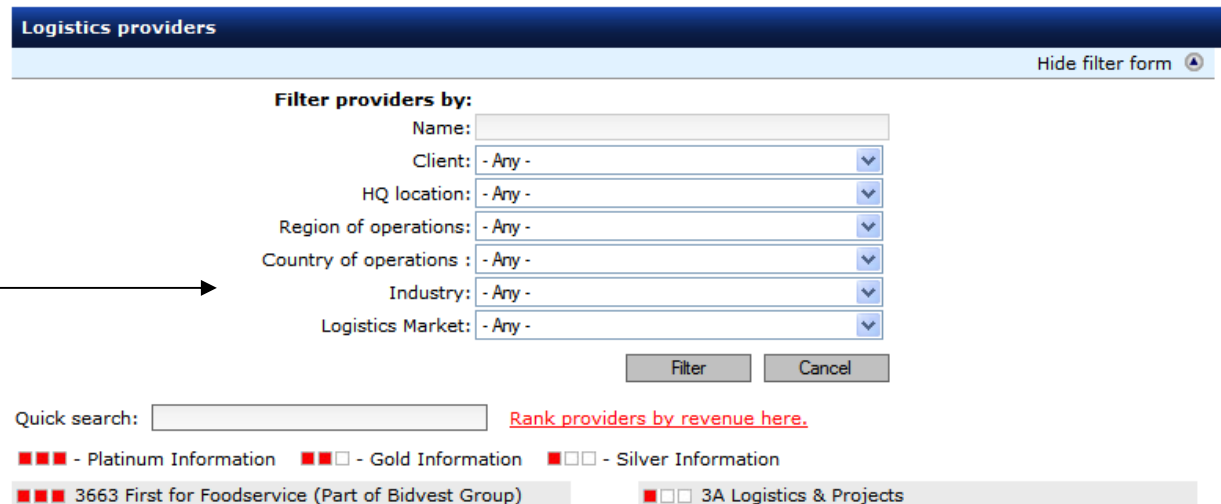
Quick search:  [Rank providers by revenue here.](#)

- Platinum Information
  - Gold Information
  - Silver Information

|  |   |
|--|---|
| <input checked="" type="checkbox"/> 3663 First for Foodservice (Part of Bidvest Group) | <input type="checkbox"/> 3A Logistics & Projects  |
| <input checked="" type="checkbox"/> ABP (Associated British Ports)                     | <input checked="" type="checkbox"/> ABC India Ltd |
| <input checked="" type="checkbox"/> ABX Logistics (Acquired by DSV 2008 previously)    | <input type="checkbox"/> Ace Expeditors           |

Show filter form ▾

This will result in a number of dropdown boxes appearing:

**Logistics providers**

Hide filter form ▲

**Filter providers by:**

Name:

Client:

HQ location:

Region of operations:

Country of operations:

Industry:

Logistics Market:

Quick search:  [Rank providers by revenue here.](#)

- Platinum Information
  - Gold Information
  - Silver Information

|  |  |
|--|--|
| <input checked="" type="checkbox"/> 3663 First for Foodservice (Part of Bidvest Group) | <input type="checkbox"/> 3A Logistics & Projects |
|--|--|



# Providers - Ranking

Part of the TI portfolio of products:

You are also able to rank **Providers** by using the following steps:

- Click the **Providers** button once more to return to the main listing of logistics providers.
- Then click **Rank providers by revenue here** as below:



The screenshot shows the GSCi website interface. At the top, there is a navigation bar with links: Home | About | Contact | Definitions | Help | My GSCi | Preferences | Inbox | Logout. Below this is a main navigation menu with tabs: Providers, Markets, Industries, Regions, Countries, Top 10s, TI Dashboard, Clients, and You're logged in as: Sarah Smith. The main content area is titled 'Logistics providers' and includes a 'Quick search' field and a link 'Rank providers by revenue here.' A list of providers is displayed, each with a rating of red squares (Platinum, Gold, or Silver) and a name. The 'Rank By Revenue' option is highlighted in the left sidebar.

| Rating | Provider Name   |
|--------|---|
| ■■■■   | 3663 First for Foodservice (Part of Bidvest Group)                  |
| ■■■■   | ABP (Associated British Ports)                                      |
| ■■■■   | ABX Logistics (Acquired by DSV 2008 previously acquired by 3i 2006) |
| ■■■■   | ACR Logistics (Acquired by Kuehne + Nagel 2005)                     |
| ■■■■   | Aditro Logistics  |
| ■■■■   | AFL Ltd (Acquired by FedEx 2010)                                    |
| ■■■■   | Agility   |
| ■■■■   | Agility Logistics Ltd (Acquired by PWC Logistics 2006)              |
| ■■□□   | 3A Logistics & Projects   |
| ■■□□   | ABC India Ltd   |
| ■■□□   | Ace Expeditors  |
| ■■□□   | ACI Cargo Logistics   |
| ■■□□   | Acosta and Aguayo   |
| ■■□□   | Advance International Transport Inc.                                |
| ■■□□   | AG Logistics  |
| ■■□□   | Ahlers  |
| ■■□□   | Ahmadah RAK International Logistics Services L.L.C.                 |

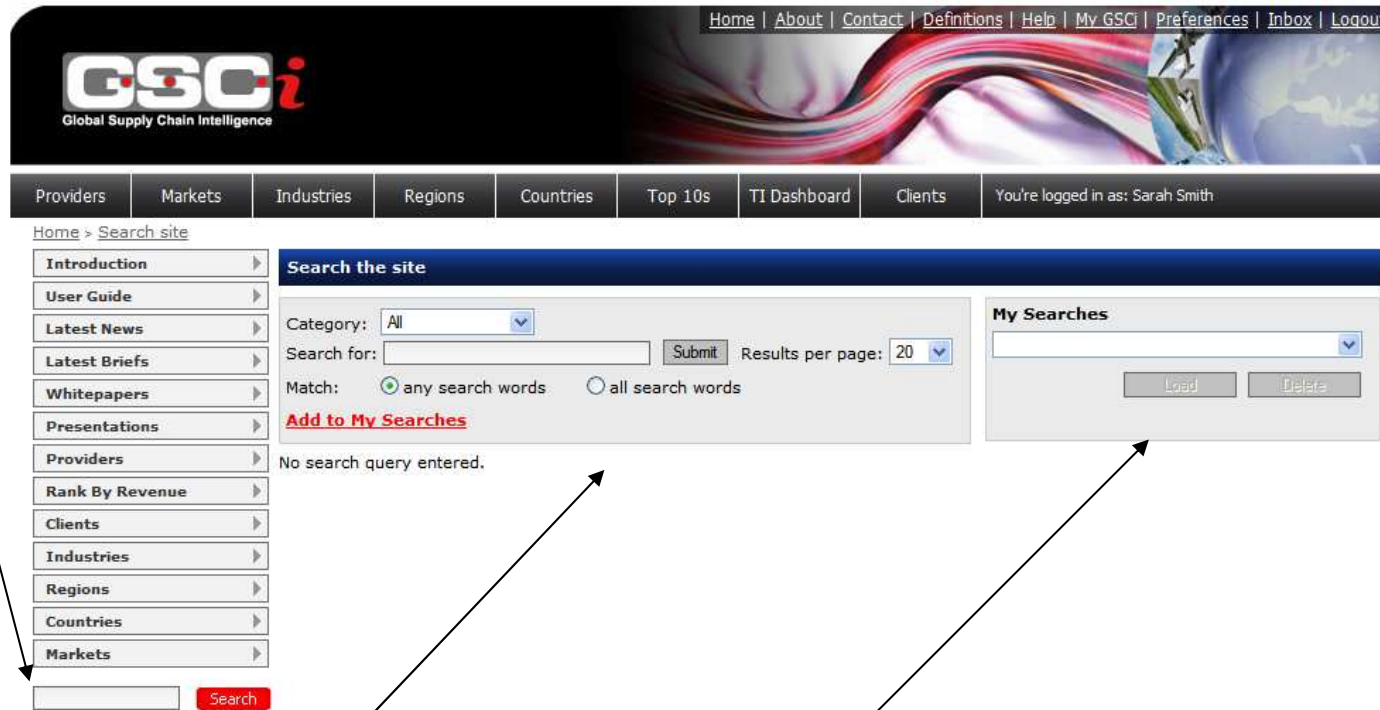
This will take you to the following screen.

# Search

Part of the TI portfolio of products:

There is another way of accessing data in the Portal which may be more useful when looking for specific information – via the **Search Site**. This works along the lines of a Search Engine such as Google or Yahoo and should be very familiar.

On any page the **Search Site** box will appear in the left hand column as shown below:



The screenshot shows the GSCi website interface. At the top, there is a navigation bar with links: Home | About | Contact | Definitions | Help | My GSCi | Preferences | Inbox | Logout. Below this is a banner with the GSCi logo and a globe. A secondary navigation bar contains: Providers | Markets | Industries | Regions | Countries | Top 10s | TI Dashboard | Clients | You're logged in as: Sarah Smith. The main content area is titled 'Home > Search site'. On the left, there is a vertical menu with items: Introduction, User Guide, Latest News, Latest Briefs, Whitepapers, Presentations, Providers, Rank By Revenue, Clients, Industries, Regions, Countries, and Markets. Below this menu is a search input field and a red 'Search' button. The main search area is titled 'Search the site' and includes a 'Category' dropdown set to 'All', a 'Search for:' input field, a 'Submit' button, and 'Results per page: 20' dropdown. Below the search field are radio buttons for 'Match: any search words' (selected) and 'all search words'. A red link 'Add to My Searches' is present. Below the search area, it says 'No search query entered.' To the right, there is a 'My Searches' section with a dropdown menu and 'Load' and 'Delete' buttons. Arrows from the text below point to the search input field and the 'My Searches' section.

This will take you to the page above:

This search facility also allows you to create My Searches which then appear within the My GSCi section.

# My GSCI

The My GSCI button is available at the top of each page:



My GSCI gives you the ability to view the Updates and News & Briefs you are interested in simply by selecting from My Preferences.

Home > My GSCI Page

**My Updates**

- Western Europe**  
09 March 2011  
Major Contracts Listing
- North America**  
09 March 2011  
Mergers & Acquisitions
- Contract Logistics**  
09 March 2011  
Mergers & Acquisitions
- Express and parcels**  
08 March 2011  
Mergers & Acquisitions

[View all latest updates](#)

**My News and Briefs**

- US rail results confirm robust demand**  
[brief, 29 October 2010]
- Breaking News: UPS planes involved in bomb scares**  
[brief, 29 October 2010]
- FedEx Inaugurates New Solar-Powered Hub at Cologne Bonn Airport**  
[news, 29 October 2010]
- Kuehne + Nagel extends logistics capacities in Catalonia**  
[news, 29 October 2010]

[View all latest news & briefs](#)

**My Preferences**

**Reports**

**Whitepapers**

**My Saved Searches**

Click on the links below to view recent items you searched for

- Ceva**  
[created on 14 March 2011]

**Presentations**

- Supply Chain Concepts**  
24 February 2011

Easily view the subjects you search for regularly by adding to Saved Searches

Ti's extensive list of reports can be viewed here by global subscribers or are available to purchase here

View Ti's range of Whitepapers and Presentations free of charge



# Top 10s

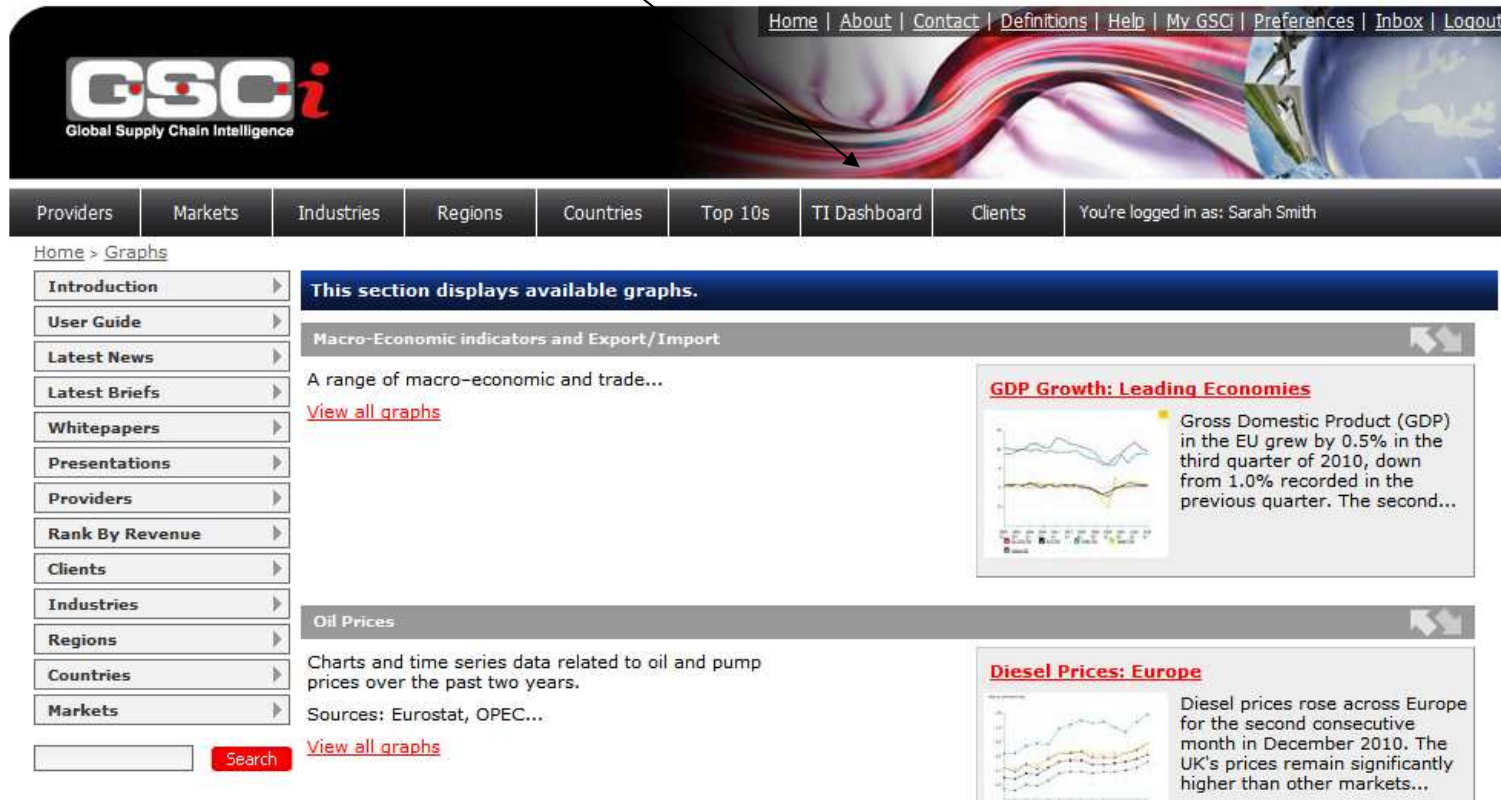
The Top 10s button is available in the menu across the webheader or on the homepage:



This section collects market data from around the world and lists them as comparisons across many different indices of revenue, tons, teus etc. It contains examples of largest logistics hubs of ports and airports within regions, largest global providers within markets and container fleet sizes.

# Ti Dashboard

The Ti Dashboard button is available at the menu across the page:



Home | About | Contact | Definitions | Help | My GSCi | Preferences | Inbox | Logout

**GSCi**  
Global Supply Chain Intelligence

Providers Markets Industries Regions Countries Top 10s **TI Dashboard** Clients You're logged in as: Sarah Smith

Home > Graphs

**Introduction** > **This section displays available graphs.**

**User Guide** >

**Latest News** >

**Latest Briefs** >

**Whitepapers** >

**Presentations** >

**Providers** >

**Rank By Revenue** >

**Clients** >

**Industries** >

**Regions** >

**Countries** >

**Markets** >

Search

**Macro-Economic indicators and Export/Import**

A range of macro-economic and trade...  
[View all graphs](#)

**GDP Growth: Leading Economies**

Gross Domestic Product (GDP) in the EU grew by 0.5% in the third quarter of 2010, down from 1.0% recorded in the previous quarter. The second...

**Oil Prices**

Charts and time series data related to oil and pump prices over the past two years.  
Sources: Eurostat, OPEC...  
[View all graphs](#)

**Diesel Prices: Europe**

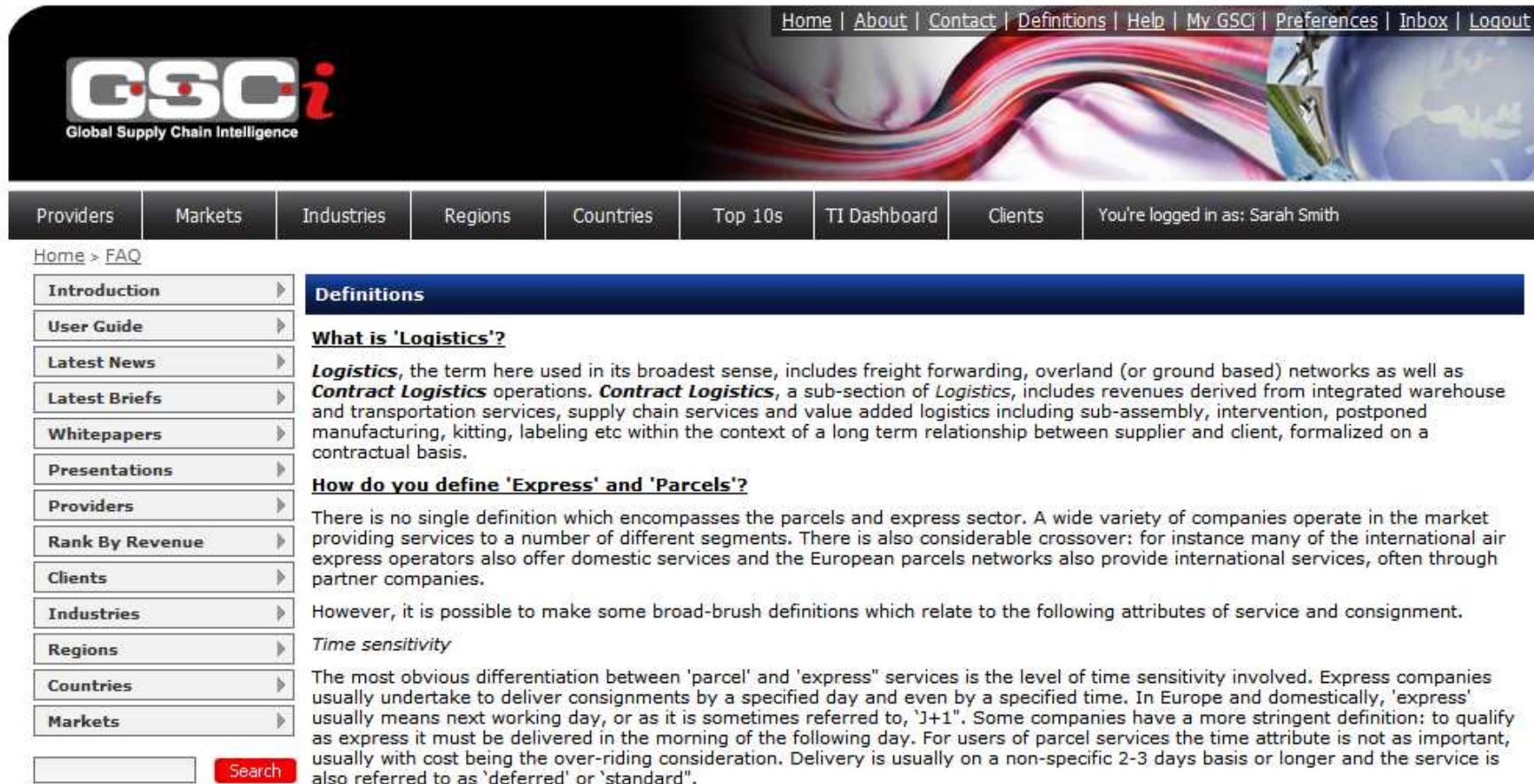
Diesel prices rose across Europe for the second consecutive month in December 2010. The UK's prices remain significantly higher than other markets...

This section provides over 50 charts and tables of the most important macro and industry specific indicators from around the world, keeping you right up to date with the latest trends and developments.



# FAQ

To help users of the portal with terminology Transport Intelligence has included a **Definitions** button which contains a glossary of terms used and also key definitions. This is available by clicking on **Definitions** in the top right hand corner of the screen.



Home | About | Contact | **Definitions** | Help | My GSCi | Preferences | Inbox | Logout

**GSCi**  
Global Supply Chain Intelligence

Providers | Markets | Industries | Regions | Countries | Top 10s | TI Dashboard | Clients | You're logged in as: Sarah Smith

Home > [FAQ](#)

- Introduction
- User Guide
- Latest News
- Latest Briefs
- Whitepapers
- Presentations
- Providers
- Rank By Revenue
- Clients
- Industries
- Regions
- Countries
- Markets

## Definitions

### What is 'Logistics'?

**Logistics**, the term here used in its broadest sense, includes freight forwarding, overland (or ground based) networks as well as **Contract Logistics** operations. **Contract Logistics**, a sub-section of **Logistics**, includes revenues derived from integrated warehouse and transportation services, supply chain services and value added logistics including sub-assembly, intervention, postponed manufacturing, kitting, labeling etc within the context of a long term relationship between supplier and client, formalized on a contractual basis.

### How do you define 'Express' and 'Parcels'?

There is no single definition which encompasses the parcels and express sector. A wide variety of companies operate in the market providing services to a number of different segments. There is also considerable crossover: for instance many of the international air express operators also offer domestic services and the European parcels networks also provide international services, often through partner companies.

However, it is possible to make some broad-brush definitions which relate to the following attributes of service and consignment.

#### Time sensitivity

The most obvious differentiation between 'parcel' and 'express' services is the level of time sensitivity involved. Express companies usually undertake to deliver consignments by a specified day and even by a specified time. In Europe and domestically, 'express' usually means next working day, or as it is sometimes referred to, 'J+1'. Some companies have a more stringent definition: to qualify as express it must be delivered in the morning of the following day. For users of parcel services the time attribute is not as important, usually with cost being the over-riding consideration. Delivery is usually on a non-specific 2-3 days basis or longer and the service is also referred to as 'deferred' or 'standard'.



Part of the TI portfolio of products

## Contact

**You should be able to get familiar with the layout, clicking on headings to ‘explode’ the content and linking between categories, very quickly.**

**However, if you have any queries about the Global Supply Chain Intelligence Portal please do not hesitate to get in touch with either Mike Nordmann or Sarah Smith by any of the following means:**

**Telephone: +44 (0)1793 850025**

**Email: [mnordmann@transportintelligence.com](mailto:mnordmann@transportintelligence.com)  
[ssmith@transportintelligence.com](mailto:ssmith@transportintelligence.com)**

**[www.transportintelligence.com](http://www.transportintelligence.com)**